



Child Abuse: Prevention

The VLS Core Content was designed to align across tracks which means a significant portion of each track's content is relevant for all direct care staff. This document identifies unique age-specific content, activities, and resources by lesson and can be used as a guide for review material if a staff member moves to care for a new age-group. For example, direct care staff who move from an infant and toddler to a preschool classroom should consult the Preschool track to be aware of age-specific material that resides in that track. Use this document as a guide and remember to work with your trainer to help identify content areas in the VLS where you may need extra review and support to be knowledgeable about best practices for all children in your care.

LESSON 1

Infants & Toddlers Preventing Child Abuse and Neglect and Center	Preschool Preventing Child Abuse and Neglect in Center Settings	School Age Preventing Child Abuse and Neglect in School-Age Programs
<div style="text-align: center;"> KNOW</div> <p>1. Section: <i>Special Consideration for Infants: Shaken Baby Syndrome</i></p>	<p style="text-align: center;">*No Action Required</p> <p>If you are moving to this track and you have already covered this course in another track in the VLS, you may skip this lesson as it is equivalent across each direct-care track.</p>	<div style="text-align: center;"> SEE</div> <p>1. Video: <i>Program Practices that Promote Protective Factors</i></p>

LESSON 2

Infants & Toddlers

Understanding Development: Infants and Toddlers



1. **Chart:** *Infants & Toddlers Development*
2. **Section:** *Special Concerns for Infants & Toddlers: Prolonged Crying*



3. **Video:** *Understanding Infant and Toddler Development*
4. **Chart:** *Realistic/Unrealistic Expectations*



5. **Attachment:** *Your Baby at 2 Months*

Preschool

Understanding Development: Preschool



1. **Chart:** *Preschool Development*



2. **Video:** *Understanding Development during Preschool*
3. **Chart:** *Realistic/Unrealistic Expectations*



4. **Attachment:** *Your Child at 3 Years*
5. **Attachment:** *Your Child at 4 Years*
6. **Attachment:** *Your Child at 5 Years*

School Age

Understanding Development: School-Age



1. **Chart:** *School-age Development*
2. **Section:** *Understanding Temperament, Personality, and Individual Differences*



3. **Video:** *Understanding Development for School-Age Children*
4. **Chart:** *Realistic/Unrealistic Expectations*



5. **Attachment:** *Positive Parenting Tips for Healthy Child Development – 6-8 Years*
6. **Attachment:** *Positive Parenting Tips for Healthy Child Development – 9-11 Years*

LESSON 3

Infants & Toddlers

Promoting Children's Social Skills
and Emotional Competence

***Consult Entire Lesson:**

If you are moving to this track and you have already covered this course in another VLS track, you should still consult this lesson in its entirety because it contains significant, unique content specific to infants and toddlers.

Preschool

Promoting Children's Social Skills
and Emotional Competence

***Consult Entire Lesson:**

If you are moving to this track and you have already covered this course in another VLS track, you should still consult this lesson in its entirety because it contains significant, unique content specific to preschool children.

School Age

Promoting Children's Social Skills
and Emotional Competence

***Consult Entire Lesson:**

If you are moving to this track and you have already covered this course in another VLS track, you should still consult this lesson in its entirety because it contains significant, unique content specific to school-age children.

LESSON 4

Infants & Toddlers

Responding to Behavior that Challenges



1. **Section:** Initial Know paragraphs
2. **Section:** *What are Positive Guidance Techniques? (Infants and Mobile Infants)*



3. **Chart:** *Acceptable and Unacceptable Guidance Strategies*



4. **Attachment:** *Understanding your child's behavior: Reading Your Child's Cues from Birth to Age 2*
5. **Attachment:** *Responding to your Child's Bite*

Preschool

Responding to Behavior that Challenges



1. **Section:** Initial Know paragraphs



2. **Chart:** *Acceptable and Unacceptable Guidance Strategies*
3. **Video:** *Positive Child Guidance: Preschool*



4. **Attachment:** *Positive Solutions for Families*

School Age

Responding to Behavior that Challenges



1. **Section:** Initial Know paragraphs







2. **Chart:** *Acceptable and Unacceptable Guidance Strategies*
3. **Video:** *Positive Child Guidance: School-Age Programs*



4. **Attachment:** *Managing Stress Guide*

LESSON 5

Infants & Toddlers Making the Center a Safe Place for Children	Preschool Making the Center a Safe Place for Children	School Age Making the Center a Safe Place for School-Age Children
<p style="text-align: center;"> KNOW</p> <p>1. Section: <i>Special Supervision Considerations for Infants</i></p>	<p style="text-align: center;">*No Action Required</p> <p style="text-align: center;">If you are moving to this track and you have already covered this course in another track in the VLS, you may skip this lesson as it is equivalent across each direct-care track.</p>	<p style="text-align: center;"> KNOW</p> <p>1. Section: Supervision of Children</p> <p style="text-align: center;"> SEE</p> <p>2. Video: <i>Facilities that Protect Children from Harm</i></p> <p style="text-align: center;"> APPLY</p> <p>3. Attachment: <i>Protecting Yourself from False Allegations of Child Abuse and Neglect</i></p>