























## Communication & Language Development

The VLS Core Content was designed to align across tracks which means a significant portion of each track's content is relevant for all direct care staff. This document identifies unique age-specific content, activities, and resources by lesson and can be used as a guide for review material if a staff member moves to care for a new age-group. For example, direct care staff who move from an infant and toddler to a preschool classroom should consult the Preschool track to be aware of age-specific material that resides in that track. Use this document as a guide and remember to work with your trainer to help identify content areas in the VLS where you may need extra review and support to be knowledgeable about best practices for all children in your care.

### LESSON 1

<b>Infants &amp; Toddlers</b> Communication: An Introduction	<b>Preschool</b> Communication: An Introduction	<b>School Age</b> Communication: An Introduction
<div style="text-align: center;">    <b>KNOW</b> </div> <ol style="list-style-type: none"> <li><b>Section:</b> <i>What Does Communication Look like in Infants and Toddlers</i></li> <li><b>Section:</b> <i>Relationships: How it All Happens</i></li> </ol> <div style="text-align: center;">    <b>DO</b> </div> <ol style="list-style-type: none"> <li><b>Section:</b> <i>Strategies to help support communication</i></li> </ol> <div style="text-align: center;">    <b>APPLY</b> </div> <ol style="list-style-type: none"> <li><b>Attachment:</b> <i>Cues Communicate</i></li> <li><b>Attachment:</b> <i>Cues Communicate: Sample for Tyler (age 10 months)</i></li> </ol>	<div style="text-align: center;">    <b>KNOW</b> </div> <ol style="list-style-type: none"> <li><b>Section:</b> <i>What Does Communication Look like in Preschoolers</i></li> </ol> <div style="text-align: center;">    <b>SEE</b> </div> <ol style="list-style-type: none"> <li><b>Video:</b> <i>Communication: An Introduction</i></li> <li><b>Video:</b> <i>Communication and Young Children</i></li> </ol> <div style="text-align: center;">    <b>DO</b> </div> <ol style="list-style-type: none"> <li><b>Section:</b> <i>Strategies to help support communication</i></li> </ol>	<div style="text-align: center;">    <b>KNOW</b> </div> <ol style="list-style-type: none"> <li><b>Section:</b> <i>What is Communication?</i></li> <li><b>Section:</b> <i>Effective Communication</i></li> <li><b>Section:</b> <i>Communication and School-Age Child Development</i></li> </ol> <div style="text-align: center;">    <b>SEE</b> </div> <ol style="list-style-type: none"> <li><b>Video:</b> <i>Modeling Positive Communication Skills</i></li> </ol> <div style="text-align: center;">    <b>DO</b> </div> <ol style="list-style-type: none"> <li><b>Section:</b> <i>Strategies to help support communication by reflecting on your own communication skills</i></li> </ol>

## LESSON 2

<b>Infants &amp; Toddlers</b> Communication: Infants & Toddlers	<b>Preschool</b> Communication: Preschool Children	<b>School Age</b> Communication: School Age
<div style="text-align: center;"></div> <ol style="list-style-type: none"> <li><b>Chart:</b> Language and Communication Development Milestones (in Infants and Toddlers)</li> <li><b>Chart:</b> Possible Warning Signs of Language &amp; Communication Delays in Infants &amp; Toddlers</li> <li><b>Section:</b> <i>How Infants and Toddlers Communicate</i></li> </ol> <div style="text-align: center;"></div> <ol style="list-style-type: none"> <li><b>Video:</b> <i>Supporting Communication and Language</i></li> </ol> <div style="text-align: center;"></div> <ol style="list-style-type: none"> <li><b>Attachment:</b> <i>Thinking about Communication</i></li> </ol> <div style="text-align: center;"></div> <ol style="list-style-type: none"> <li><b>Attachment:</b> <i>Caregivers Communicating with Infants and Toddlers</i></li> </ol>	<div style="text-align: center;"></div> <ol style="list-style-type: none"> <li><b>Chart:</b> Language and Communication Development Milestones in Preschool</li> <li><b>Chart:</b> Possible Warning Signs of Language &amp; Communication Delays in Preschoolers</li> <li><b>Section:</b> <i>How Preschoolers Communicate</i></li> </ol> <div style="text-align: center;"></div> <ol style="list-style-type: none"> <li><b>Video:</b> <i>Communication in Preschool</i></li> </ol> <div style="text-align: center;"></div> <ol style="list-style-type: none"> <li><b>Attachment:</b> <i>Observing Communication</i></li> <li><b>Attachment:</b> <i>Responsive Teacher Checklist: Promoting Communication Skills</i></li> <li><b>Attachment:</b> <i>Observing Communication: SAMPLE</i></li> </ol> <div style="text-align: center;"></div> <ol style="list-style-type: none"> <li><b>Attachment:</b> <i>Phonological Awareness Activities</i></li> <li><b>Attachment:</b> <i>Phonologically Rich Classroom Checklist</i></li> </ol>	<div style="text-align: center;"></div> <ol style="list-style-type: none"> <li><b>Section:</b> <i>Components of Communication</i></li> <li><b>Section:</b> <i>Communicating with School-Age Children</i></li> <li><b>Section:</b> <i>Supporting Communication for All Children</i></li> </ol> <div style="text-align: center;"></div> <ol style="list-style-type: none"> <li><b>Video:</b> <i>Components of Communication</i></li> </ol> <div style="text-align: center;"></div> <ol style="list-style-type: none"> <li><b>Bulleted List:</b> <i>Interacting with School-Age Children</i></li> <li><b>Attachment:</b> <i>Communication: K-5<sup>th</sup> Grade</i></li> <li><b>Attachment:</b> <i>Safe Social Networking: Resource List</i></li> </ol> <div style="text-align: center;"></div> <ol style="list-style-type: none"> <li><b>Attachment:</b> <i>Thinking about Communication</i></li> </ol> <div style="text-align: center;"></div> <ol style="list-style-type: none"> <li><b>Attachment:</b> <i>Communication Components: Observation Activity</i></li> </ol>

## LESSON 3

### Infants & Toddlers

Communication: Families



1. **Section:** *Involving Families in Young Children's Communication and Language Development*



2. **Video:** *Communicating with Families*



3. **Attachment:** *Role of the Family*



4. **Attachment:** *Create a Welcome Book for Families*

### Preschool

Communication: Families



1. **Section:** *Family-Teacher Conferences*
2. **Section:** *Involving Families in Young Children's Communication and Language Development*



3. **Video:** *Go-home Communication Journals*
4. **Video:** *Communication Do's and Don'ts*



5. **Attachment:** *Before the Conference*



6. **Video:** *Promoting Language and Communication at Home*
7. **Attachment:** *Knowing and Involving Families*



8. **Attachment:** See the following from the "especially for parents of preschoolers" CELL series documents: *Wacky Word Games, Let's Read Together, Write Right, Adventure in a Box, Examples of Home Literacy Materials*

### School Age

Communication: Families and Other Partnerships



1. **Section:** *Listening and Responding with Purpose*
2. **Section:** *Communicating with Families: Creating Partnerships*



3. **Video:** *Connecting with Families*



4. **Attachment:** *Thinking about Communication*



5. **Attachment:** *Family Communication Sheet*

## LESSON 4

### Infants & Toddlers

Supporting the Communication of Infants & Toddlers: Environments and Experiences



1. **Section:** *Supporting Communication for Infants and Toddlers*
2. **Tabbed Menu:** What I know about their development



3. **Video:** *Experiencing Communication: Book Reading*



4. **Attachment:** *More Than Baby Talk*



5. **Attachment:** *Communication Scenario: Unique Ways of Communicating*



6. **Attachment:** *Supporting Infant Toddler Communication Development*

### Preschool

Supporting the Communication of Children in Preschool: Language & Literacy Experiences

#### \*Consult Entire Lesson:

If you are moving to this track and you have already covered this course in another VLS track, you should still consult this lesson in its entirety because it contains significant, unique content specific to preschool children.

### School Age

Supporting the Communication of Children in School-Age Programs: The Environment and Experiences



1. **Section:** *Creating a Language-Rich Environment*
2. **Section:** *Supporting Communication Development*
3. **Section:** *Encouraging a Love for Language*



4. **Video:** *Environments and Experiences*



5. **Bulleted List:** Tips to encourage communication and language development
6. **Attachment(s):** *Building the School-Age Library*



7. **Attachment:** *Communication Components: Observation Activity*
8. **Attachment:** *Communication Components: Observation Activity Sample*