


Program Management

The VLS Core Content was designed to align across tracks which means a significant portion of each track's content is relevant for all direct care staff. This document identifies unique age-specific content, activities, and resources by lesson and can be used as a guide for review material if a staff member moves to care for a new age-group. For example, direct care staff who move from an infant and toddler to a preschool classroom should consult the Preschool track to be aware of age-specific material that resides in that track. Use this document as a guide and remember to work with your trainer to help identify content areas in the VLS where you may need extra review and support to be knowledgeable about best practices for all children in your care.













LESSON 1

Infants & Toddlers	Preschool	School Age
Program Management: An Introduction	Program Management: An Introduction	Program Management: An Introduction
<p>*No Action Required</p> <p>If you are moving to this track and you have already covered this course in another track in the VLS, you may skip this lesson as it is equivalent across each direct-care track.</p>	<p>*No Action Required</p> <p>If you are moving to this track and you have already covered this course in another track in the VLS, you may skip this lesson as it is equivalent across each direct-care track.</p>	<p>*No Action Required</p> <p>If you are moving to this track and you have already covered this course in another track in the VLS, you may skip this lesson as it is equivalent across each direct-care track.</p>

LESSON 2

Infants & Toddlers	Preschool	School Age
Working as a Team	Working as a Team	Working as a Team
<p>*No Action Required</p> <p>If you are moving to this track and you have already covered this course in another track in the VLS, you may skip this lesson as there is no content specific to infants and toddlers.</p>	<p>*No Action Required</p> <p>If you are moving to this track and you have already covered this course in another track in the VLS, you may skip this lesson as there is no preschool specific content.</p>	<p style="text-align: center;"></p> <p>1. Attachment: <i>Collaboration</i></p>



LESSON 3

Infants & Toddlers Curriculum	Preschool Curriculum	School Age Curriculum
<p style="text-align: center;"> KNOW</p> <ol style="list-style-type: none"> Section: initial <i>Know</i> introduction paragraphs Section: <i>What are Indicators of Effective Curriculum?</i> Section: <i>What are Indicators of Effective Assessment?</i> 	<p style="text-align: center;"> KNOW</p> <ol style="list-style-type: none"> Section: initial <i>Know</i> introduction paragraphs Section: <i>What are Indicators of Effective Curriculum?</i> Section: <i>What are Indicators of Effective Assessment?</i> 	<p style="text-align: center;"> KNOW</p> <ol style="list-style-type: none"> Section: <i>What are Indicators of Effective Curriculum?</i> Section: <i>What are Indicators of Effective Assessment?</i>
<p style="text-align: center;"> SEE</p> <ol style="list-style-type: none"> Video: <i>Infant & Toddler Curriculum</i> 	<p style="text-align: center;"> SEE</p> <ol style="list-style-type: none"> Video: <i>Preschool Curriculum</i> 	<p style="text-align: center;"> SEE</p> <ol style="list-style-type: none"> Video: <i>School-Age Curriculum</i>
<p style="text-align: center;"> EXPLORE</p> <ol style="list-style-type: none"> Attachment: <i>Curriculum: Decision-Making</i> 	<p style="text-align: center;"> EXPLORE</p> <ol style="list-style-type: none"> Attachment: <i>Curriculum: Decision-Making</i> 	<p style="text-align: center;"> EXPLORE</p> <ol style="list-style-type: none"> Attachment: Curriculum: Decision-Making
<p style="text-align: center;"> APPLY</p> <ol style="list-style-type: none"> Attachment: <i>Meaningful Assessment</i> Attachment: <i>Mentoring for Program Improvement</i> 	<p style="text-align: center;"> APPLY</p> <ol style="list-style-type: none"> Attachment: <i>Meaningful Assessment</i> Attachment: <i>Mentoring for Program Improvement</i> 	<p style="text-align: center;"> APPLY</p> <ol style="list-style-type: none"> Attachment: <i>Mentoring for Program Improvement</i> Attachment: <i>Taking Charge of Your Own Professional Development</i>

LESSON 4

Infants & Toddlers Program Management: An Introduction	Preschool Program Management: An Introduction	School Age Program Management: An Introduction
<p style="text-align: center;"></p> <p>1. Attachment: Working with Families</p> <p style="text-align: center;"></p> <p>2. Attachment: Family Engagement With Diverse Families</p>	<p style="text-align: center;"></p> <p>1. Attachment: Working with Families</p> <p style="text-align: center;"></p> <p>2. Attachment: Family Engagement With Diverse Families</p>	<p style="text-align: center;"></p> <p>1. Attachment: Working with Families</p> <p style="text-align: center;"></p> <p>2. Attachment: Family Engagement With Diverse Families</p>

LESSON 5

Infants & Toddlers Working as a Team	Preschool Working as a Team	School Age Working as a Team
<p style="text-align: center;">*No Action Required</p> <p>If you are moving to this track and you have already covered this course in another track in the VLS, you may skip this lesson as there is no content specific to infants and toddlers.</p>	<p style="text-align: center;">*No Action Required</p> <p>If you are moving to this track and you have already covered this course in another track in the VLS, you may skip this lesson as there is no preschool specific content.</p>	<p style="text-align: center;"></p> <p>1. Attachment: Program Evaluation</p> <p style="text-align: center;"></p> <p>2. Attachment: Staying Motivated</p>